



Paul Schiltz

Seminar for Umpires

**Checks of
equipment and clothing
Service**

Equipment and clothing

- Before a match the umpire has a huge job; anything he/she will not check at that moment may put him, the colleagues or the tournament into trouble; anything wrong he/she finds out but does not act in order to correct it, may do the same harm!
- As he/she is **the** official “at table, or in call area”, the umpire has a high responsibility!



Clothing

Call area - Playing clothes: normal outfit, colour of the ball, shirts of different colours (TV!) , uniformity for team = same shirts and shorts, doubles*, back number*,
** referee's instructions !*

At table – Playing clothes (if not verified at call area):

Advertisements “on player”

No (part of) track suit


Other garments



Equipment

Call area: Personal equipment and balls

- **Racket coverings:** Limits of covering material (*oversize shall be corrected immediately*), ITTF logo, ITTF List (LARC), Flatness, Thickness, Colour, Surface damaged ?, Continuous layers, Tolerances (*also disabled players*)
- **Blades:** Damages, Continuity of layers
- **Rackets:** Can both sides be used to strike the ball? If not, confirm with player!
- **Ball choice:** match and spare balls, correct brand name and colour



Equipment at match table

Rackets: At table, U looks at match rackets! Why?

- Recognize them !
- Damage accepted by referee ?
- Can both sides be used ?

Common equipment and conditions:

- Table: (heigh)t, horizontal, clean surface, no damage
- Net: tension, height
- Surrounds: presentation, no hidden ball
- Flooring: even, no trap, no debris
- Dazzling back or side light? Wind?



Equipment at match table


- Inside playing area: only normal and authorized equipment
- Advertisements ?
- Score boards:
 - how handle them?
 - is the set of numbers complete and undamaged?
- Time-out markers



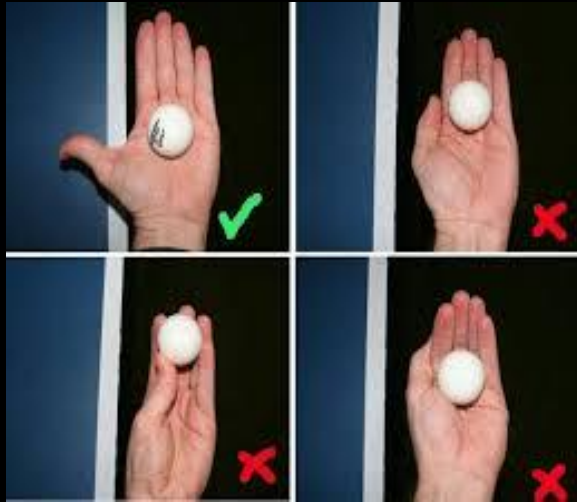
3.2.2 Clothing

What action should the umpire take? Why?

- a) Yvonne says it is cold and she wants to wear her track suit while playing.
- b) Before the third game, Alan changes his shirt. The new one is the same colour as Xavier's.



- a) Refer the matter to the referee
- b) Advise Alan to select a different coloured shirt. If he refuses, refer the matter to the referee



Service

Purpose: 1. server shall start the rally in a visible way! 2. The

receiver shall not be surprised or deceived!

- Free hand for presentation: stationary, open, ball on palm (also for projection)
- Projection of the ball out of the palm: near vertical, at least 16 cm
- Do not hide the ball: under table, behind free arm, behind any part of the body
- Strike the ball while it is falling

Service



The server has to observe other restrictions.
No disturbance by either server or receiver!

- Projection without spin
- Ball always behind the server's end line
- Doubles: right half courts (also server's)
- Wheelchair: singles, doubles
- Disturbing by screaming, bouncing, delaying, chatting with double partner

Service

Get service right! Protect the receiver!

Doubtful service: U or A-U

- Informal remark between 2 rallies or games, can be repeated
- Formal warning: interrupt the rally by calling “let” [U] or “stop” [A-U], explain, no debate

Faulty service: U or A-U

- **Always** call “fault”, interrupt rally, score, explain, fault any other wrong service
- No debate, no appeal for decision of fact

Service

Time-wasting or other bad behaviour during service: U only

- Friendly ask the player to “please play”, or not to disturb the opponent (do not just repeat score, spectators do not understand!)
- Second time: be firmer and, if necessary, explain that you will apply PPS at next offence
- Next time(s): PPS, otherwise U loses authority (players, public)



Service

FLEXIBILITY



Condition: First class knowledge, understanding and application of the service law!

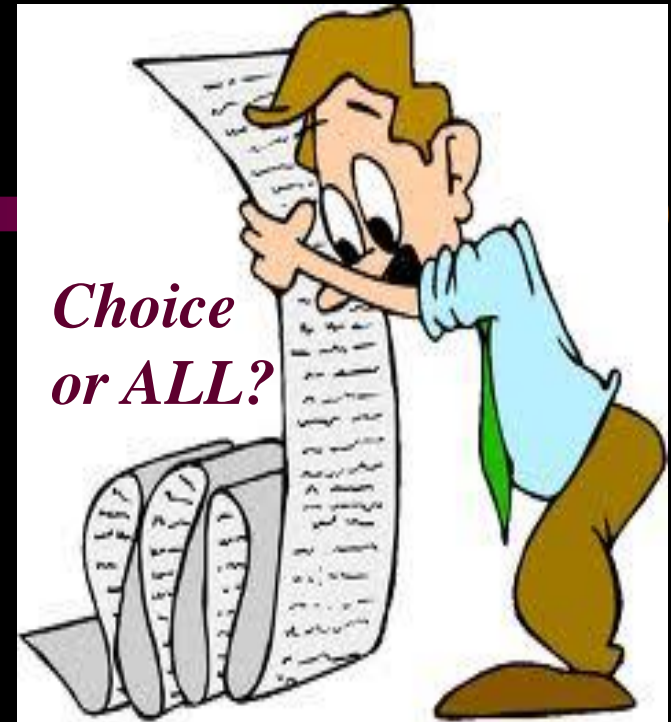
Discretion? Flexibility? Judgement!

- Disabled player
- Open free hand, Spin
- Verticality: Height of ball projection
- Free arm out of the space between ball and net
- Ball not always or completely behind end line or below the level of table surface

does not release umpires from calling obvious faults!

Service : 30+...

- **Serve after score call?**
- **Score shown correctly?**
- **Correct server (dbls)?**
- **Correct receiver (dbls)?**
- **Receiver ready?**
- **Moisture on racket?**
- **Moisture on ball?**
- **Moisture on table?**
- **Free hand open?**
- **Was the ball free?**
- **Is the ball above table?**
- **Is the ball behind end line?**



- **16 cm toss?**
- **Toss: near vertically?**
- **Is spin imparted by hand?**
- **Touch anything before striking?**

Service: 30+...continued

- **Ball on palm, not on finger?**
- **Did the server pause before projecting the ball?**
- **Was the ball struck on the way down?**
- **Was it struck behind the end line?**
- **Was it struck by side of racket with authorized rubber?**
- **Did the ball touch server's court?**
- **Did it touch the net?**
- **Did it touch the receiver's court?**
- **Right court to right court (dlbs)?**
- **Ball hidden by server?**
- **Ball hidden by doubles partner?**
- **Free arm moved away immediately after throwing the ball?**
- **Umpire (or assistant umpire) can see service action?**

Service 30+...continued

- **Can the receiver see the ball?**
- **Disturbing opponents?**
- **Delaying play?**
- **Wheelchair Rules?**
 - Ball leaves by the receiver's side line?
 - Ball returns to the direction of net?
 - Ball comes to rest on receiver's court?
 - Wheelchair protrudes beyond the centre line (dbls)?
 - Receiver strikes ball before it left playing surface?

